

Datasheet

Sealed Lead-Acid Battery General Purpose

727-0388(6V1.2Ah)

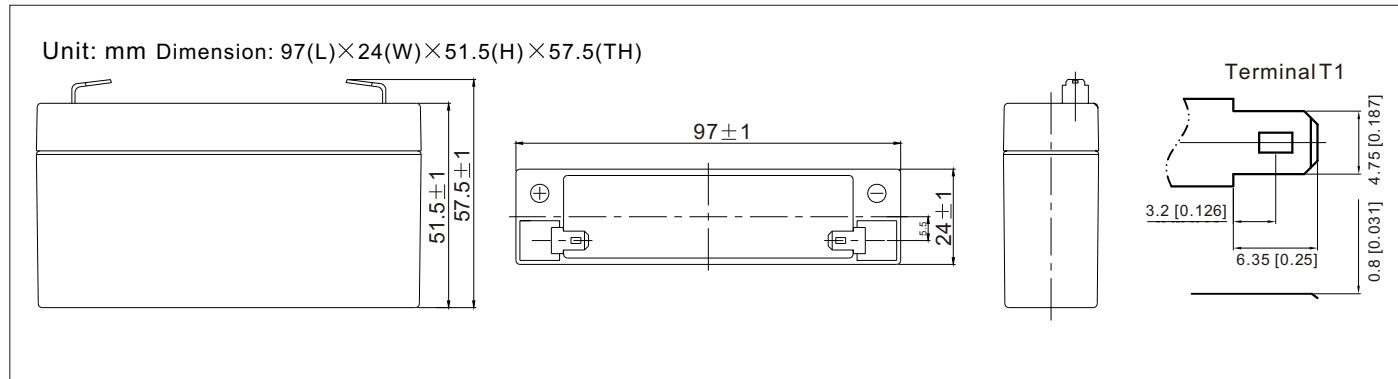
Specification

Cells Per Unit	3
Voltage Per Unit	6
Capacity	1.2Ah@20hr-rate to 1.80V per cell @25°C
Weight	Approx 0.29 kg
Max. Discharge Current	18A (5 sec)
Internal Resistance	Approx 65mΩ
Operating Temp.Range	Discharge : -15~50°C (5~122°F) Charge : 0~40°C (32~104°F) Storage : -15~40°C (5~104°F)
Nominal Operating Temp. Range	25±3°C (77±5°F)
Float charging Voltage	6.75 to 6.9 VDC/unit Average at 25°C
Recommended Maximum Charging Current Limit	0.36A
Equalization and Cycle Service	7.2 to 7.5 VDC/unit Average at 25°C
Self Discharge	The batteries can be stored for more than 6 months at 25°C. Self-discharge ratio less than 3% per month at 25°C. Please charge batteries before using.
Terminal	T1
Container Material	A.B.S. (UL94-HB) , Flammability resistance of UL94-V0 can be available upon request.

Applications

- ◆ All purpose
- ◆ Uninterruptable Power Supply (UPS)
- ◆ Electric Power System (EPS)
- ◆ Emergency backup power supply
- ◆ Emergency light
- ◆ Railway signal
- ◆ Aircraft signal
- ◆ Alarm and security system
- ◆ Electronic apparatus and equipment
- ◆ Communication power supply
- ◆ DC power supply
- ◆ Auto control system

Dimensions



Constant Current Discharge Characteristics : A (25°C)

Amps

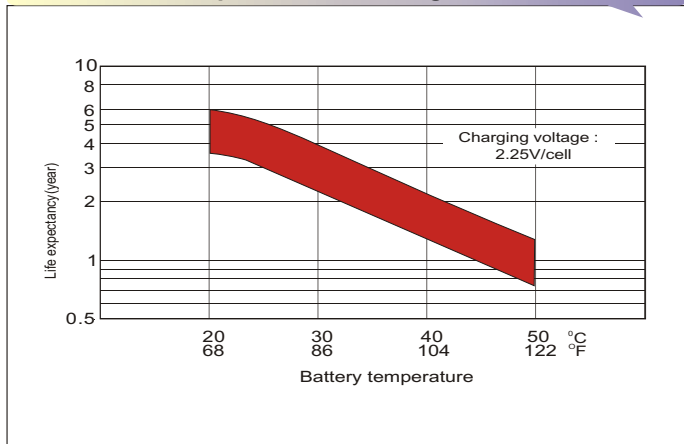
F.V/Time	5min	10min	15min	20min	30min	45min	1h	2h	3h	4h	5h	6h	8h	10h	20h
1.85V/cell	2.30	1.61	1.32	1.15	0.922	0.709	0.580	0.354	0.270	0.222	0.188	0.163	0.130	0.108	0.059
1.80V/cell	2.83	1.92	1.54	1.30	1.02	0.773	0.624	0.376	0.284	0.233	0.196	0.170	0.134	0.112	0.060
1.75V/cell	3.36	2.17	1.69	1.41	1.09	0.821	0.656	0.392	0.294	0.240	0.202	0.174	0.138	0.114	0.061
1.70V/cell	3.81	2.39	1.83	1.52	1.14	0.853	0.684	0.409	0.303	0.246	0.207	0.179	0.140	0.116	0.062
1.65V/cell	4.20	2.57	1.94	1.59	1.19	0.886	0.713	0.421	0.311	0.251	0.211	0.182	0.142	0.117	0.063
1.60V/cell	4.41	2.68	2.02	1.65	1.23	0.906	0.728	0.434	0.318	0.258	0.216	0.186	0.145	0.119	0.063

Constant Power Discharge Characteristics : W (25°C)

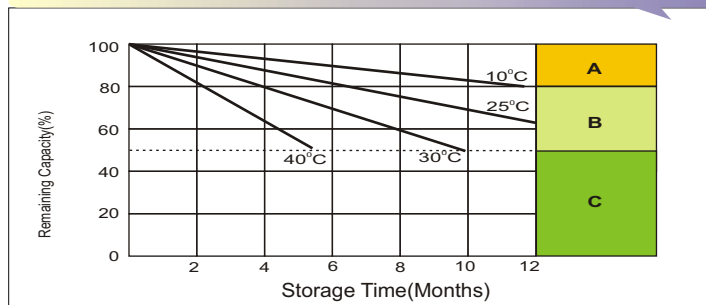
Watts

F.V/Time	5min	10min	15min	20min	30min	45min	1h	2h	3h	4h	5h	6h	8h	10h	20h
1.85V/cell	4.35	3.06	2.55	2.23	1.80	1.39	1.14	0.701	0.536	0.442	0.377	0.327	0.261	0.217	0.120
1.80V/cell	5.28	3.61	2.93	2.50	1.98	1.51	1.22	0.741	0.560	0.462	0.390	0.339	0.269	0.224	0.121
1.75V/cell	6.18	4.05	3.20	2.70	2.10	1.59	1.28	0.768	0.577	0.474	0.399	0.345	0.274	0.226	0.121
1.70V/cell	6.93	4.42	3.43	2.88	2.19	1.64	1.33	0.796	0.592	0.483	0.406	0.352	0.277	0.229	0.122
1.65V/cell	7.54	4.69	3.59	2.99	2.26	1.70	1.37	0.814	0.604	0.490	0.413	0.357	0.280	0.231	0.124
1.60V/cell	7.79	4.82	3.70	3.05	2.30	1.72	1.39	0.834	0.615	0.499	0.419	0.362	0.284	0.234	0.124

Effect of Temperature on Long Term Float Life

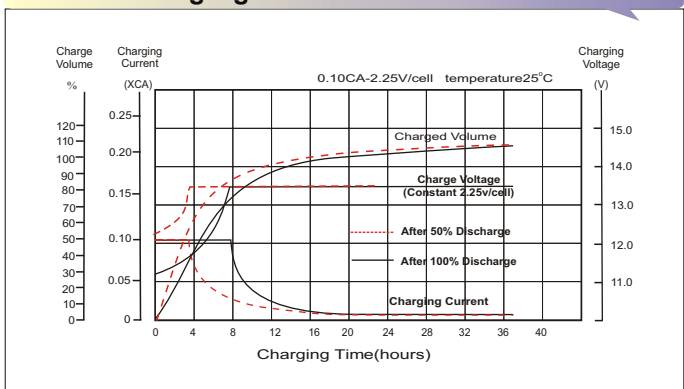


Self Discharge Characteristics

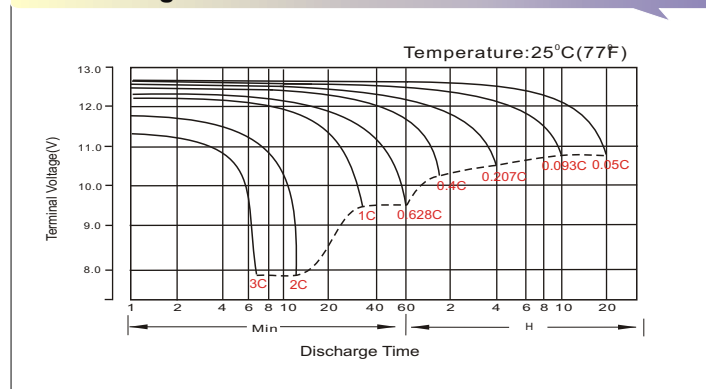


- A** No supplementary charge required (Carry out supplementary charge before use if 100% capacity is required.)
- B** Supplementary charge required before use. Optional charging way as below:
 1. Charged for above 3 days at limited current 0.25CA and constant voltage 2.25V/cell.
 2. Charged for above 20 hours at limited current 0.25CA and constant voltage 2.45V/cell.
 3. Charged for 8-10 hours at limited current 0.05CA.
- C** Avoid this storage period unless regular Top charge. Supplementary charge may often fail to recover the full capacity

Float Charging Characteristics



Discharge Characteristics



Available Capacity Subject to Temperature

Battery Type		-20°C	-10°C	0°C	5°C	10°C	20°C	25°C	30°C	40°C	45°C
AGM Battery	6V&12V	46%	66%	76%	83%	90%	98%	100%	103%	107%	109%

Discharge Current VS. Discharge Voltage

Final Discharge Voltage V/cell	1.80V	1.75V	1.60V
Discharge Current (A)	(A) ≤ 0.2C	0.2C < (A) < 1.0C	(A) ≥ 1.0C

Charge the batteries at least once every six months, if they are stored at 25°C.

Charging Method:

Constant Voltage	-0.2Cx2h+2.4~2.45V/Cellx24h, Max. Current 0.3CA
Constant Current	0.1C until the voltage reaching 7.2V, then 0.1Cx4h

Maintenance & Cautions

Float Service:
◆ It is recommended to check battery/Float voltage each month.
Equalisation charge:
◆ Equalisation charging is recommended once every 3 to 6 months using.
◆ Discharge 100% rated capacity.
◆ Charge 2.35v/cell constant voltage, maximum 0.3CA 24hrs.
Cyclic Service:
◆ Temperature compensation for varying temperatures:
- Charge voltage -3mV/Cell/degC from 25degC norm.
◆ The service life of your battery will be affected by:
- The number of discharge cycles, depth of discharge, ambient temperature and charging voltage.