

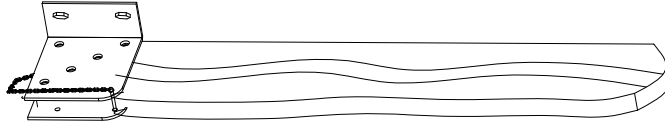
DANCOVER[®]



Manual
for
Folding Screen
1,4x1,4m

INSTALLATION INSTRUCTIONS

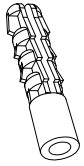
Delivery contents




Balcony side shade (1pcs)



Storage bag (1pcs)



Dowel $\phi 10 \times 50$ (4pcs), Hexagonal self-tapping screws M8X75mm (4pcs), Washer $\phi 10$ mm (4pcs)



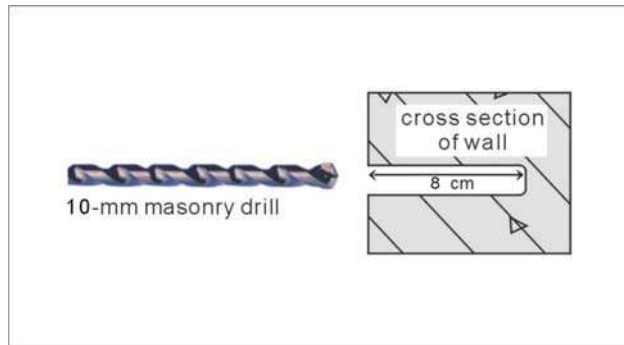
Assembly Manual (1pcs)

Necessary Tools


1. Tape measure
2. 10mm Hexagon wrench
3. Electric Drill

Installation step

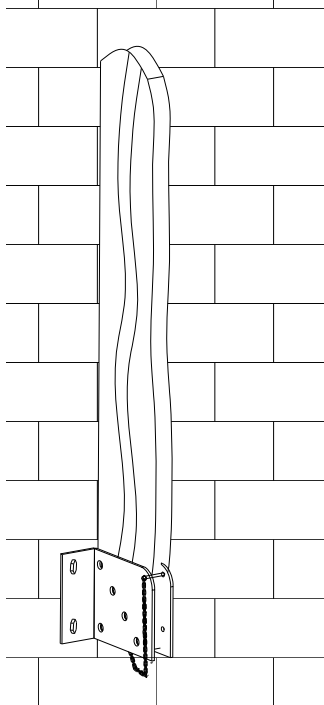
1. Drill the holes ($\varnothing 10\text{mm}$, depth 8mm) in the wall, reference the size below picture



2. Insert the dowels $\varnothing 10 \times 50\text{mm}$ to the drill holes

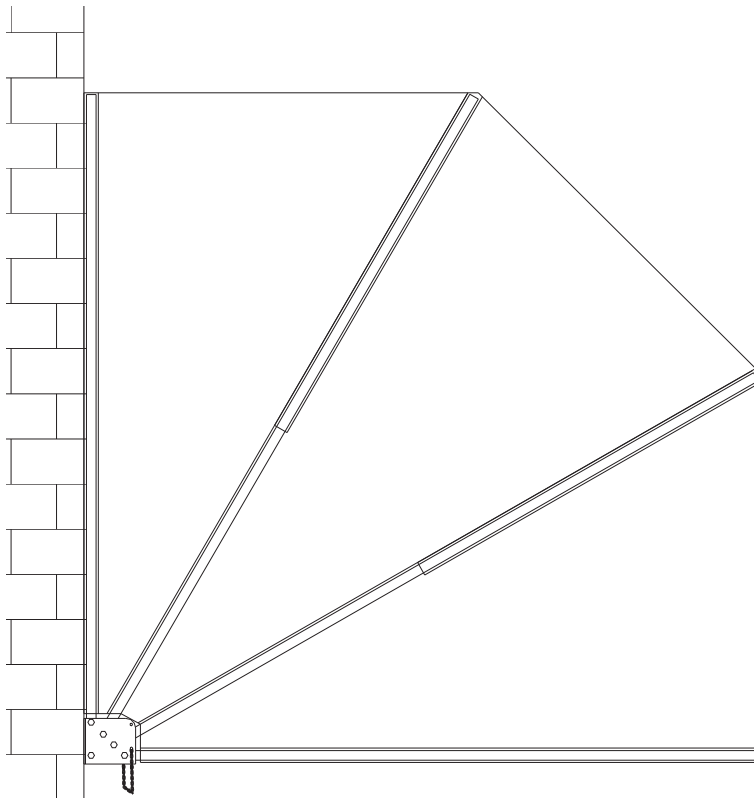


3. Affix the wall bracket

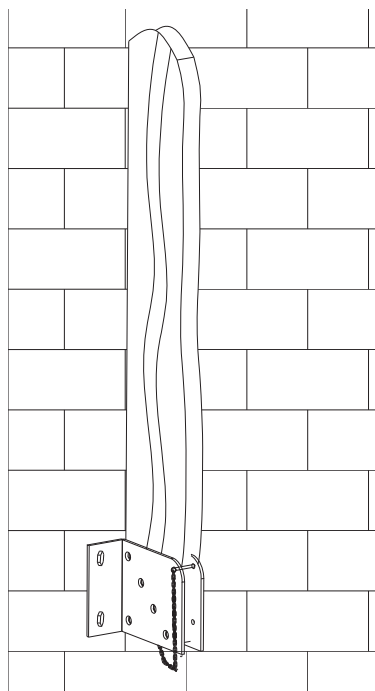


Use

1. Pull the cotter pin out of the hole. Fold out the balcony side shade. Insert the cotter pin into the right hole.



2. Pull the cotter pin out of the right hole. Fold in the balcony side shade. Insert the cotter pin into the left hole.



DANCOVER[®]

.com

Contact information

Head office:

Dancover A/S
Nordre Strandvej 119 G
3150 Hellebæk
Denmark

For more information
please visit:
www.dancovershop.com

National contact

Denmark: 70 26 76 20
denmark@dancover.com

UK: 020 8099 7570
uk@dancover.com

Germany: 041 0266 7040
germany@dancover.com

France: 0975 181 800
france@dancover.com

Sweden: 040 233 262
sverige@dancover.com

Finland: 0 931 581 720
suomi@dancover.com

Poland: 22 300 8602
polska@dancover.com

Luxembourg: +49 041 0266 7040
luxembourg@dancover.com

Portugal: 308 800 899
portugal@dancover.com

Spain: 911 436 828
espana@dancover.com

Italy: 02 479 21 198
italia@dancover.com

Switzerland: 0840 000125
schweiz@dancover.com

Austria: 0662 626935
austria@dancover.com

Norway: 231 00 690
norge@dancover.com

Nederland: 0 858 880 524
nederland@dancover.com

Ireland: 0 151 33 003
ireland@dancover.com

Belgium: 0 28 08 08 09
belgique@dancover.com