sweeek.

NEPHOS

19/04/2024

IKNE3DDRAW



30 MIN

sweeek.fr - sweeek.be - sweeek.es - sweeek.nl - sweeek.co.uk -
sweeek.pt - sweeek.it -alicesgarden.com.au - sweeek.de

INDEX / ÍNDICE / CONTENTS / INHOUD / INDICE / INHALT

FRANÇAIS

Conseils d'entretien 6
Conseils d'utilisation 7
Avertissements 8
Garantie 9
Montage 10

IMPORTANT, À CONSERVER POUR CONSULTATION ULTÉRIEURE : À LIRE ATTENTIVEMENT

ESPAÑOL

Consejos de mantenimiento 6
Consejoss de uso 7
Advertencia 8
Garantía 9
Montaje 10

IMPORTANTE, CONSÉRVELO PARA FUTURAS REFERENCIAS: LEA ATENTAMENTE

ENGLISH

Directions for maintenance 6
Directions for use 7
Warning 8
Warranty 9
Assembly 10

IMPORTANT, RETAIN FOR FUTURE REFERENCE: PLEASE READ CAREFULLY

NEDERLANDS

Onderhoud....6
Gebruiksadviezen....7
Waarschuwingen....8
Garantie....9
Montage....10

BELANGRIJK, BEWAAR VOOR TOEKOMSTIGE REFERENTIE: ZORGVULDIG LEZEN

PORTUGUÊS

Dicas para cuidar....6
Dicas para usar....7
Advertência....8
Garantia....9
Assembleia....10

IMPORTANTE, CONSERVE A REFERÊNCIA DA FATURA: LEIA CUIDADOSAMENTE

ITALIANO

Consigli per la manutenzione....6
Consigli d'uso....7
Avvertenze....8
Garanzia....9
Montaggio....10

IMPORTANTE, CONSERVARE PER ULTERIORI CONSULTAZIONI: LEGGERE ATTENTAMENTE

DEUTSCH

Pflegehinweise 6
Verwendungshinweise 7
Warnhinweise 8
Garantie 9
Montage 10

WICHTIG, FÜR SPÄTEREN GEBRAUCH AUFBEWAHREN: BITTE SORGFÄLTIG LESEN

Garantie : 2 ans
Garantía : 2 años
Warranty: 2 years
Garantie: 2 jaar
Garantia: 2 anos
Garanzia : 2 anni
Garantie: 2 Jahre

Destiné à un usage domestique
Destinado a un uso doméstico
For domestic use only
Bestemd voor huishoudelijk gebruik
Para uso doméstico
Destinato ad un uso domestico
Nur für den Privatgebrauch vorgesehen

Attention : risques de blessures
Cuidado : riesgo de lesión
Warning : risk of injuries
Waarschuwing: risico op verwondigen
Cuidado: risco de ferimentos
Attenzione : rischio infortunio
Warnung: Verletzungsgefahr

Poids maximum supporté : 25 kg
Peso máximo soportado : 25 kg
Maximum supported weight: 25 kg / 55lbs
Maximaal ondersteund gewicht: 25 kg
Peso máximo suportado: 25 kg
Peso massimo supportato: 25 kg
Maximal unterstütztes Gewicht: 25 kg

CONSEILS D'ENTRETIEN / CONSEJOS DE MANTENIMIENTO / DIRECTIONS FOR MAINTENANCE / ONDERHOUD / DICAS PARA CUIDAR / CONSIGLI PER LA MANUTENZIONE / PFLEGEHINWEISE

FR

Bois: Dépoussiérer régulièrement avec un chiffon propre, doux et sec.
Proscrire tout abrasif et produits acides. Ne jamais employer de solvants.

ES

Madera: Quitar el polvo regularmente con un paño limpio, suave y seco.
No utilice productos abrasivos o ácidos. No utilice nunca disolventes de limpieza.

EN

Wood: Regularly dust with a clean, soft and dry cloth.
Do not use any abrasive or acidic products. Never use cleaning solvents.

NL

Hout: Stof regelmatig af met een schone, zachte en droge doek.
Sluit alle schurende en zure producten uit. Gebruik nooit oplosmiddelen.

PT

Madeira: Pó regularmente com um espanador limpo, macio e seco.
Proibir qualquer esfregão e produtos ácidos. Nunca utilizar solvente de limpeza.

IT

Legno: Spolverare regolarmente con un panno pulito, morbido e asciutto.
Non usare prodotti abrasivi o acidi. Non usare mai solventi.

DE

Holz: Regelmäßig mit einem sauberen, weichen und trockenen Tuch abstauben.
Keine Scheuermittel und säurehaltige Produkte verwenden. Verwenden Sie niemals Lösungsmittel.

CONSEILS D'UTILISATION / CONSEJOS DE USO / DIRECTIONS FOR USE / GEBRUIKSADVIEZEN / DICAS PARA USAR / CONSIGLI D'USO / VERWENDUNGSHINWEISE

FR

Pour des raisons de stabilité, et afin de préserver les pas de vis d'un serrage de travers, il est impératif d'assembler manuellement tous les éléments, et de serrer toutes les vis à la main dans un premier temps. Une fois l'assemblage terminé, vous pouvez procéder au serrage de la visserie de manière plus ferme.
Attention, ne pas s'asseoir sur le produit. En effet, cela peut entraîner une dégradation du produit, voire des blessures, n'entrant pas dans le cadre de la garantie.

ES

Para garantizar la estabilidad y evitar que las roscas de los tornillos se deformen, es imprescindible empezar por montar y atornillar cada pieza a mano. Una vez completado el montaje, se puede proceder a apretar los tornillos con mayor firmeza.
No se siente sobre el producto. De lo contrario, el producto podría resultar dañado o incluso sufrir lesiones, lo que no está cubierto por la garantía.

EN

To ensure stability and in order to prevent the srew threads from becoming deformed, it is essential to start by assembling and screwing in each piece by hand. Once the assembly is complete, you can proceed to tighten the screws more firmly.
Do not sit on the product. Doing so may result in damage to the product or even injury, which is not covered by the warranty.

NL

Omwille van de stabiliteit en om doordraaien te voorkomen, is het van cruciaal belang om alle ele menten handmatig te monteren en alle schroeven in eerste instantie met de hand aan te halen. Na de montage kunt u de schroeven steviger vastzetten.
Ga niet op het product zitten. Dit kan leiden tot schade aan het product of zelfs letsel, wat niet onder de garantie valt.

PT

Per ragioni di stabilità e per proteggere le filettature delle viti da un errato serraggio, è imperativo assemblare tutti gli elementi a mano e stringere tutte le viti a mano all'inizio.
Una volta completato il montaggio, le viti possono essere serrate più saldamente.
Não se sentar sobre o produto. Fazê-lo pode resultar em danos no produto ou mesmo em ferimentos, que não estão cobertos pela garantia.

IT

Per ragioni di stabilità e per proteggere le filettature delle viti da un errato serraggio, è imperativo assemblare tutti gli elementi a mano e stringere tutte le viti a mano all'inizio.
Una volta completato il montaggio, le viti possono essere serrate più saldamente.
Non sedersi sul prodotto. Ciò potrebbe causare danni al prodotto o addirittura lesioni, che non sono coperte dalla garanzia.

DE

Aus Stabilitätsgründen und um ein Überdrehen der Gewinde zu verhindern, müssen unbedingt alle Komponenten manuell zusammengebaut und alle Schrauben zuerst von Hand angezogen werden. Sobald die Montage abgeschlossen ist, können Sie die Schrauben fester anziehen.
Setzen Sie sich nicht auf das Produkt. Dies kann nämlich zu einer Beschädigung des Produkts oder sogar zu Verletzungen führen, die nicht unter die Garantie fallen.

AVERTISSEMENTS / ADVERTENCIA / WARNING / WAARSCHUWINGEN / ADVERTÊNCIA / AVVERTENZE / WARNHINWEISE

FR

ATTENTION: Risque de blessure grave ou mortelle en cas de basculement du meuble. Pour éviter que le meuble ne bascule, il faut le fixer au mur de façon permanente à l'aide des pièces incluses pour la fixation. Les vis et chevilles ne sont pas incluses car leur choix dépend du matériau du mur sur lequel est fixé le meuble. Utilisez des vis et chevilles adaptées au matériau du mur.

ES

PRECAUCIÓN: Riesgo de lesiones mortales o graves en caso de que el mueble se vuelque. Para evitar que el mueble se caiga, debe fijarlo a la pared de forma permanente con las piezas de fijación incluidas. Los tornillos y tacos no están incluidos, ya que la selección de estas piezas depende del material de la pared en la que se fijará el mueble. Utilice los tornillos y tacos adecuados para el material de su pared.

EN

CAUTION: Risks of mortal or serious injuries in case of the furniture toppling.
To avoid the furniture toppling you have to fix it on the wall permanently with the included fixing pieces. Screw and dowels are not included, their choice depends on the wall material in which the furniture will be fixed to. Use adapted screws and dowels according to the wall material.

NL

WAARSCHUWING: Wanneer meubels omvallen, kaner ernstig of levens bedreigend beklemmingsletsel ontstaan. Om te voorkomen dat dit meubel omvalt, dient dit permanent met de meegeleverde wandbevestigingen aan de wand te worden bevestigd. Bevestigingsbeslag voor de wand is niet inbegrepen, aangezien verschillende soorten bevestigingsbeslag dat geschikt is voor de wanden in je huis.

PT

CUIDADO: Riscos de ferimentos mortais ou graves em caso de tombamento do mobiliário.
Para evitar o tombamento do mobiliário, é necessário fixá-lo permanentemente na parede com as peças de fixação incluídas. Os parafusos e cavilhas não estão incluídos, a sua escolha depende do material da parede em que o mobiliário será fixado. Utilizar parafusos e cavilhas adaptados de acordo com o material da parede.

IT

ATTENZIONE: Rischio di lesioni gravi o morte se il mobile si rovescia. Per evitare che i mobili si ribaltino, devono essere fissati in modo permanente alla parete utilizzando gli elementi di fissaggio inclusi. Viti e tasselli non sono inclusi perché la loro scelta dipende dal materiale del muro a cui il mobile è attaccato. Usare viti e tasselli adatti al materiale della parete.

DE

ACHTUNG: Wenn Möbelstücke umkippen, kann dies zu ernsten oder lebensgefährlichen Verletzungen führen. Um zu verhindern, dass dieses Möbelstück umkippt, muss es mit mit den angefügten Teilen zur Wandbefestigung fest an der Wand verankert werden. Schrauben und Dübel sind nicht angefügt, da ihre Auswahl von dem Materiel der Wand abhängt, an der das Möbelstück befestigt werden soll. Wählen Sie Schrauben und Dübel aus, die für Ihre Wand geeignet sind.

GARANTIE / GARANTÍA / WARRANTY / GARANTIA / GARANZIA

FR

Sweeek garantit toutes les pièces du produit contre tout vice de fabrication et de matériau pendant une période de 2 ans à compter de la date de réception par le consommateur.

LISTE DES EXCLUSIONS DE GARANTIE

- Le non-respect des conseils d'utilisation du constructeur.

ES

Sweeek garantiza que todas las piezas del producto están libres de defectos de fabricación y materiales durante un periodo de 2 años a partir de la fecha de recepción por parte del consumidor.

LISTA DE EXCLUSIONES DE LA GARANTÍA

- No seguir las instrucciones de uso del fabricante.

EN

Sweeek warrants all parts of the product to be free from defects in workmanship and materials for a period of 2 years from the date of receipt by the consumer.

LIST OF WARRANTY EXCLUSIONS

- Failure to follow the manufacturer's instructions for use.

NL

Sweeek garandeert dat alle onderdelen van het product vrij zijn van fabricage- en materiaalfouten gedurende een periode van 2 jaar vanaf de datum van ontvangst door de consument.

LIJST VAN GARANTIE-UITSLUITINGEN

- Het niet volgen van de gebruiksaanwijzing van de fabrikant.

PT

Sweeek garante que todas as partes do produto estão livres de defeitos de fabrico e materiais durante um período de 2 anos a partir da data da sua recepção pelo consumidor.

LISTA DE EXCLUSÕES DE GARANTIA

- Não seguir as instruções de utilização do fabricante.

IT

Sweeek garantisce che tutte le parti del prodotto sono prive di difetti di lavorazione e di materiali per un periodo di 2 anni dalla data di ricevimento da parte del consumatore.

ELENCO DELLE ESCLUSIONI DALLA GARANZIA

- Mancata osservanza delle istruzioni d'uso del produttore.

DE

Sweeek garantiert für einen Zeitraum von zwei Jahren ab dem Datum des Erhalts durch den Verbraucher, dass alle Teile des Produkts frei von Verarbeitungs- und Materialfehlern sind.

LISTE DER GARANTIEAUSSCHLÜSSE

- Die Nichtbeachtung der Gebrauchshinweise des Herstellers.

MONTAGE / MONTAJE / ASSEMBLY / MONTAGEM / MONTAGGIO

1
× 1

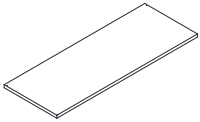

2
× 1

3
× 1

4
× 1

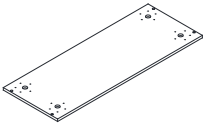

5
× 2

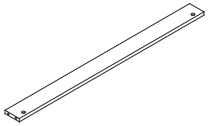

6
× 1



7
× 1

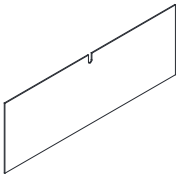

8
× 1

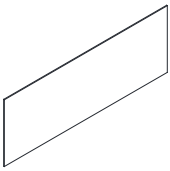

9
× 4

10
× 3



11
× 3

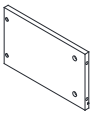

12
× 3

13
× 3

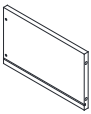

14
× 3

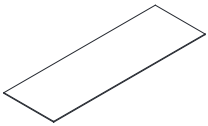

15
× 3

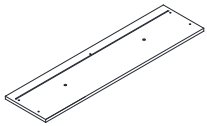

A

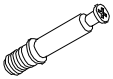

× 27
M6*35mm

B

× 27
Ø12*10mm

C

× 12
Ø6*30mm

D

× 30
M3*10mm

E

× 21
M4*10mm

F

× 4
M5*35mm

G

× 10
M4*14mm

H

× 15
M4*25mm

I

× 1

J

× 1

K

× 4

L

× 10

M

× 1
M4*30mm

N

× 6

O

× 6

CL

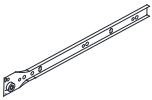

× 3

CR

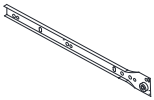

× 3

DL

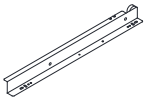

× 3

DR

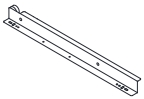

× 3

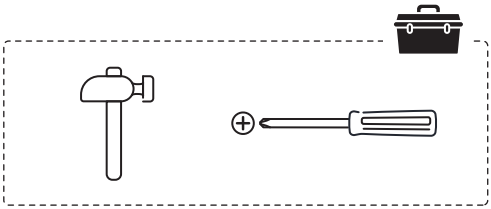

1

D **x18**
CL **x3**
CR **x3**

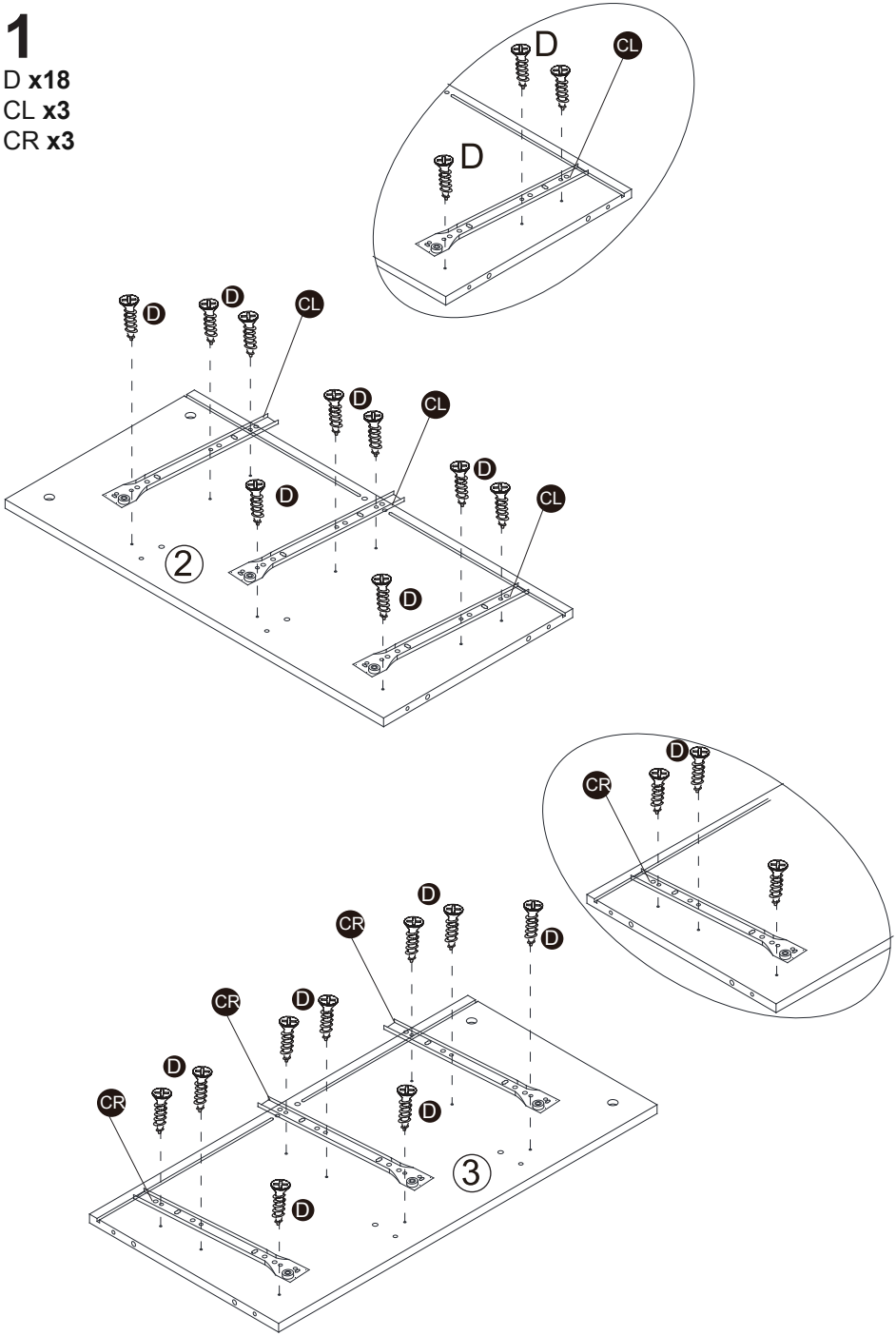

2

A **x8**

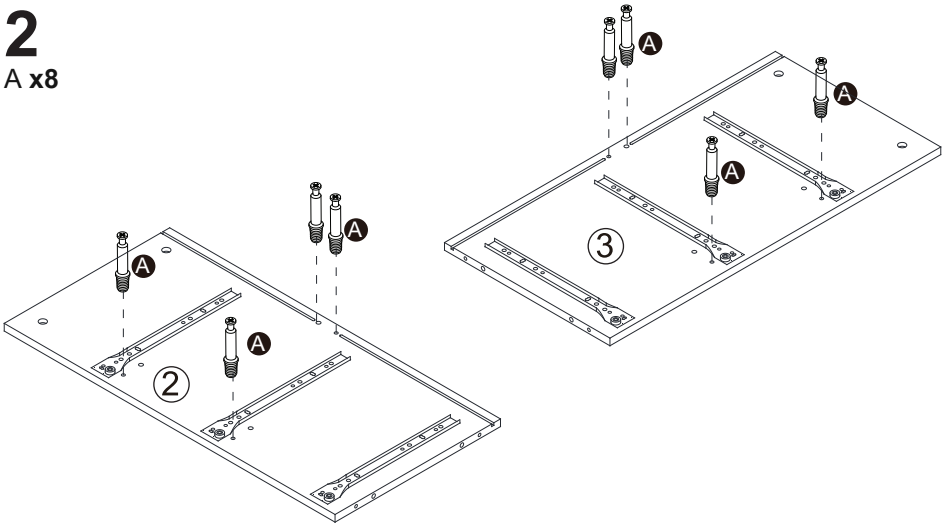

3

B **x4**
C **x2**

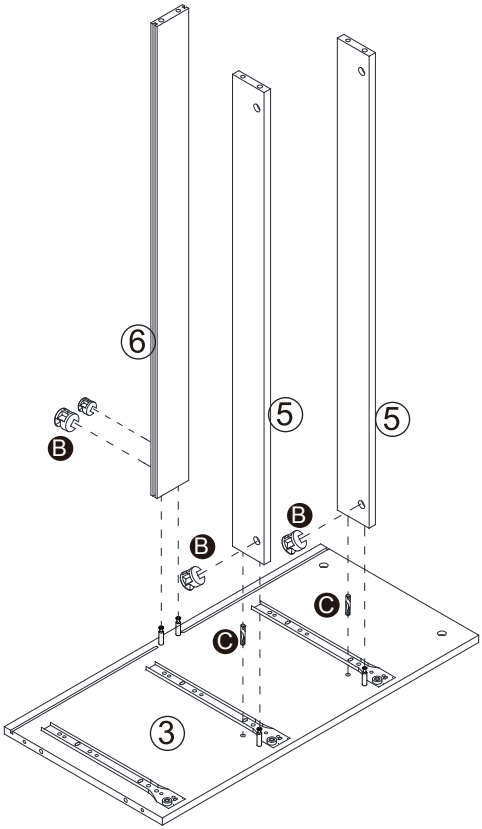



4

B **x4**
C **x2**

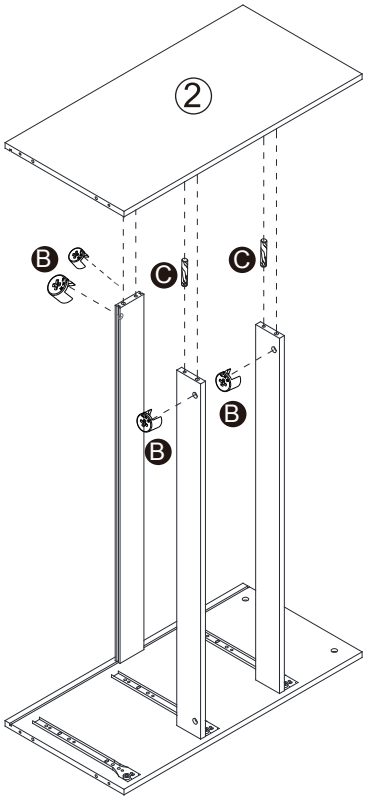

5

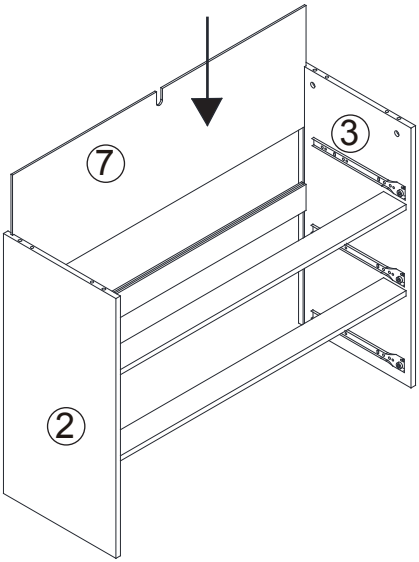

6

A **x4**
E **x1**
I **x1**

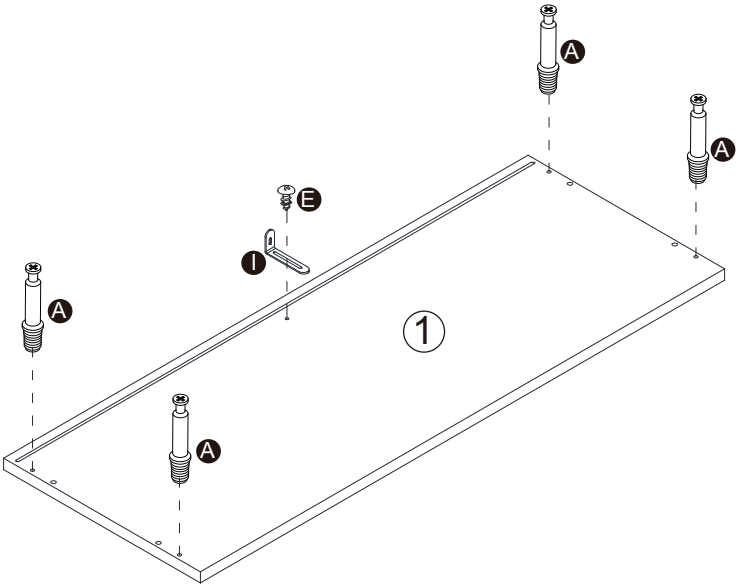

7

B **x4**
C **x4**

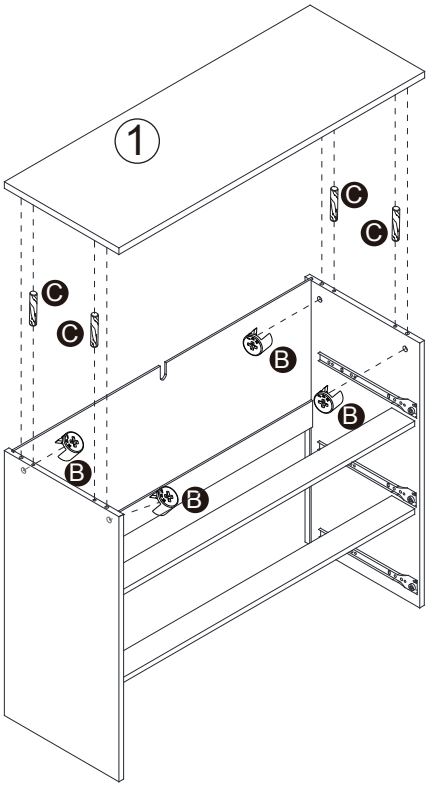

8

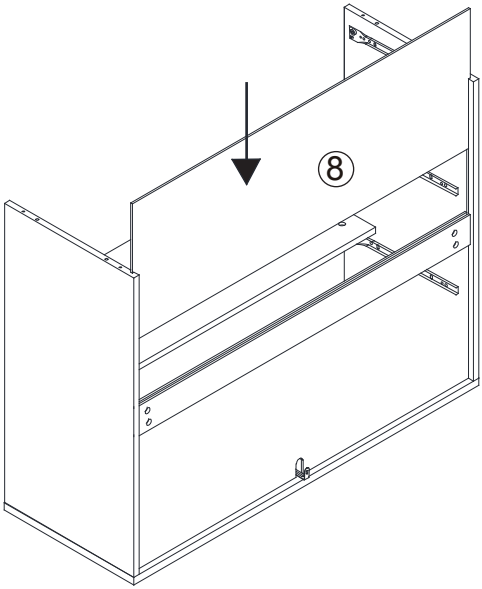

9

C **x4**
F **x4**

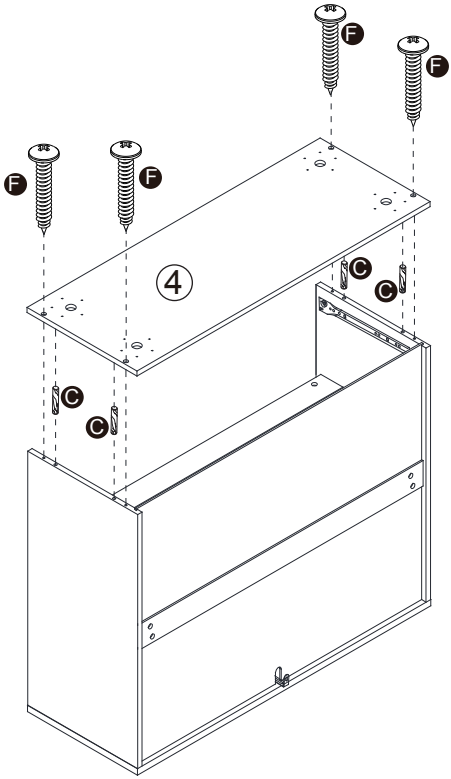

10

E **x20**
K **x4**

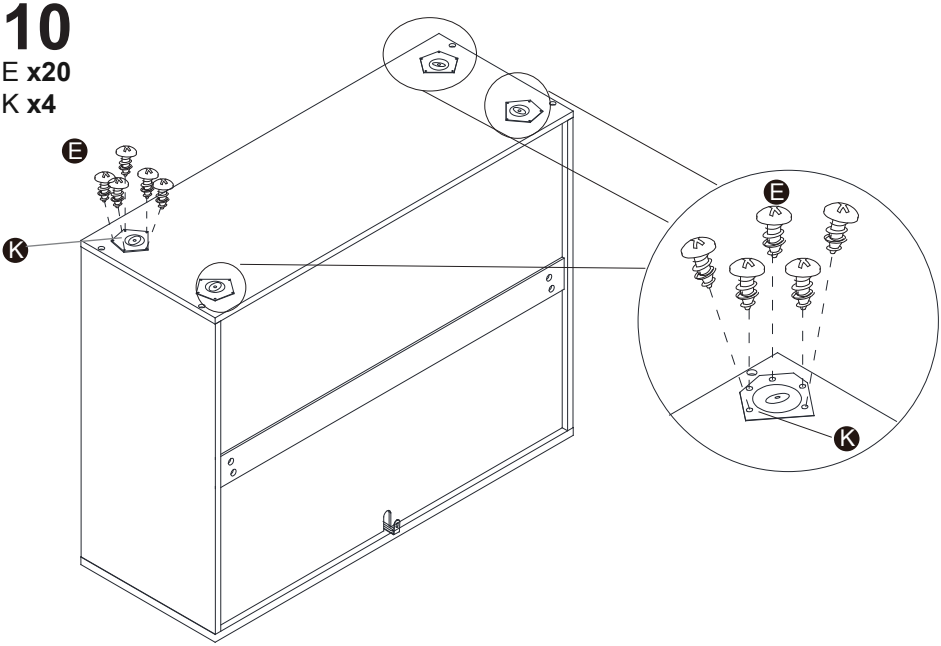

11

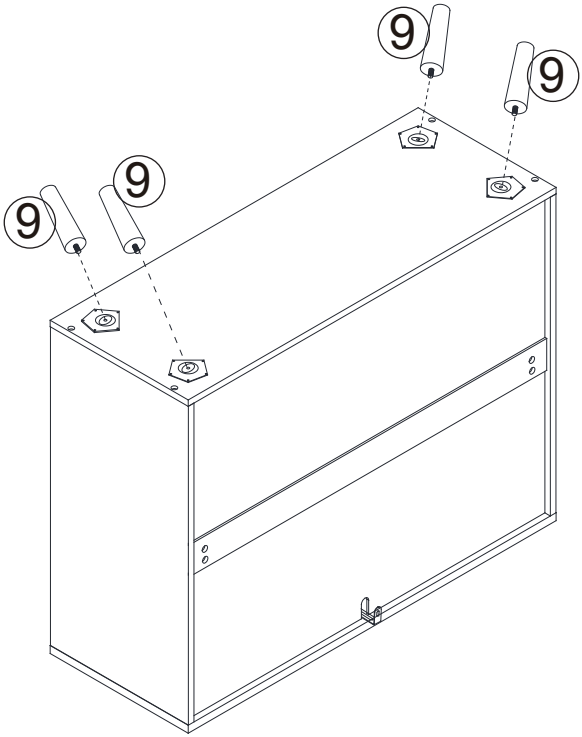

12

G **x10**
L **x10**

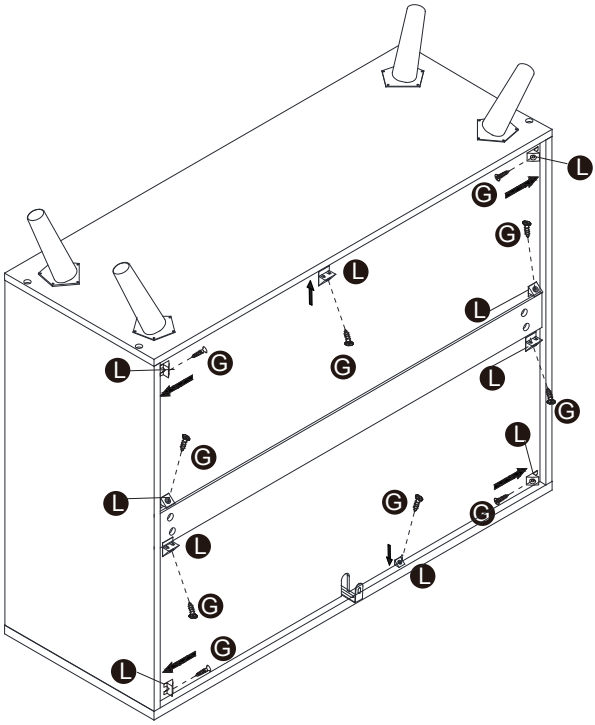

13

H **x4**

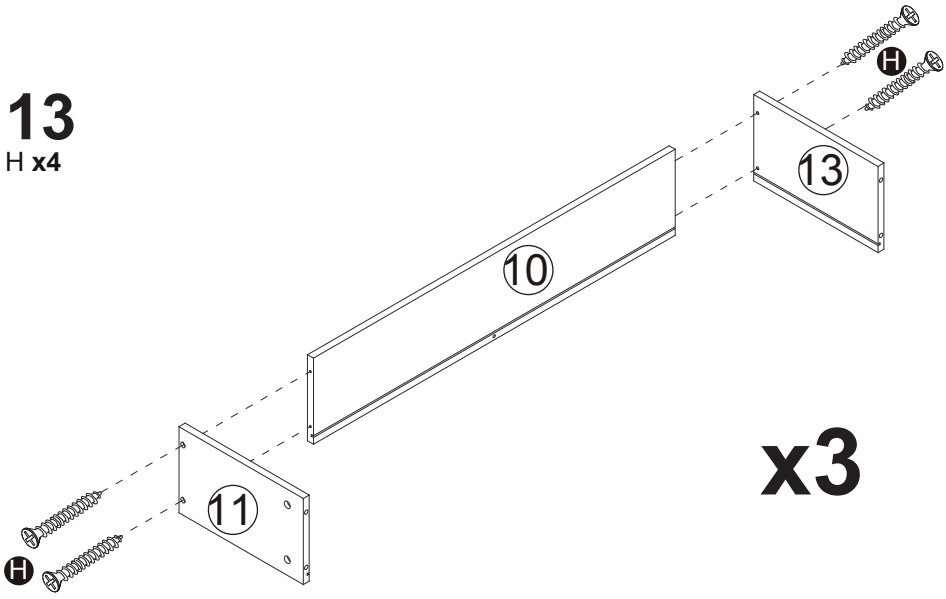

14

H **x1**

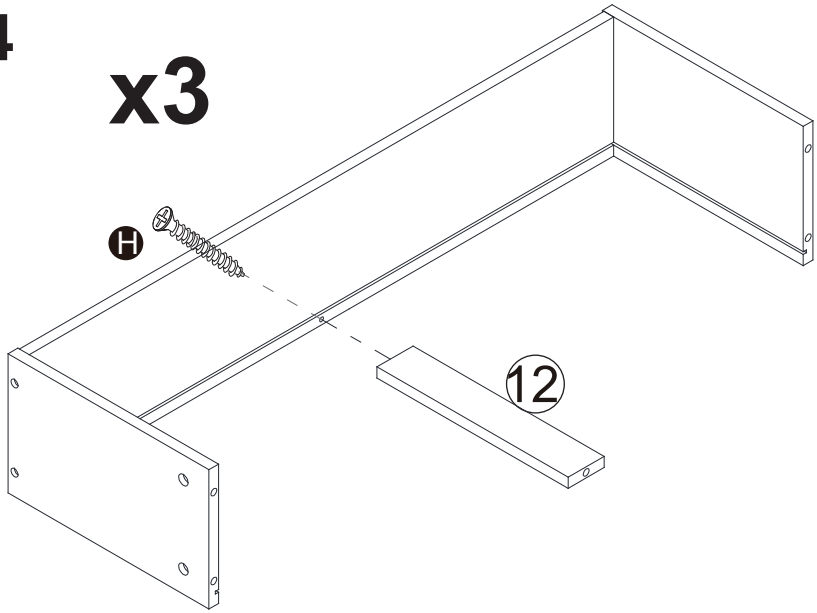

15

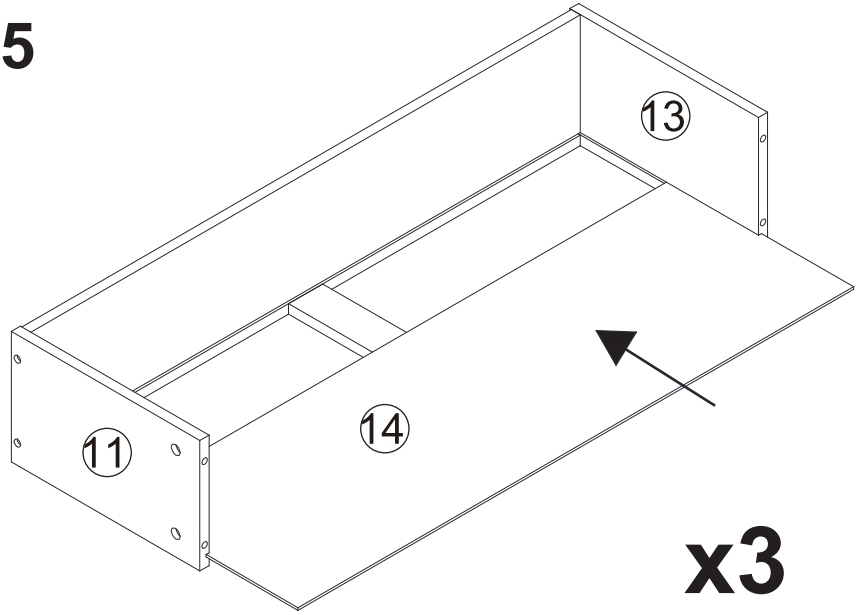

16

A **x5**

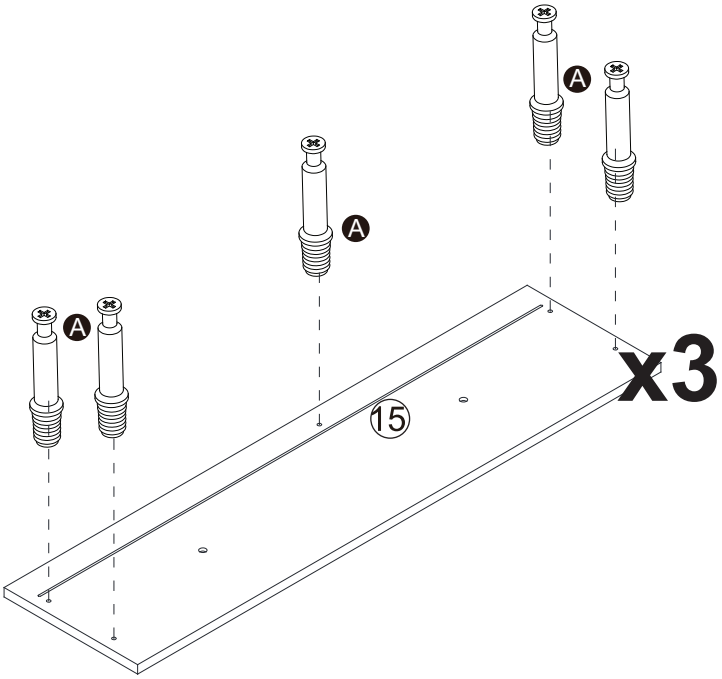

17

B **x5**

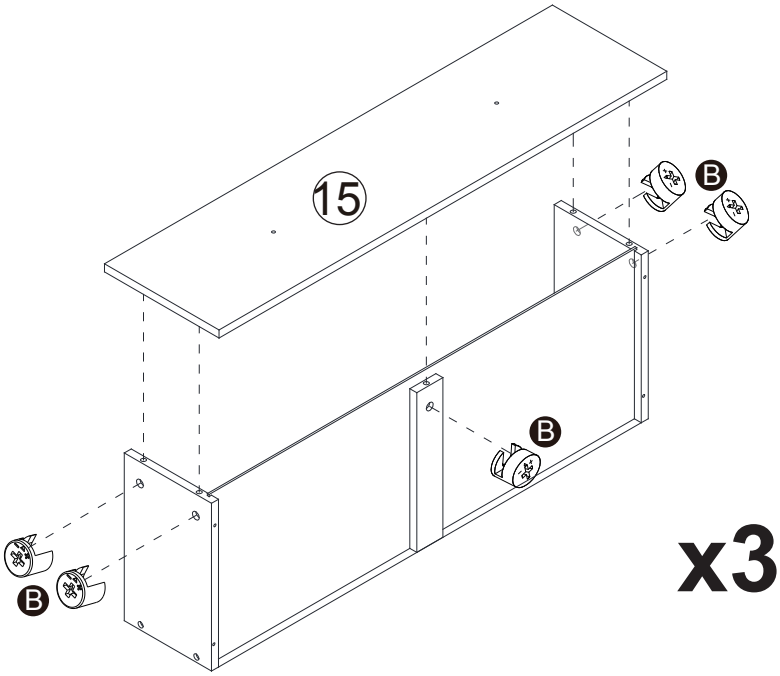

18

N **x2**
O **x2**

x3

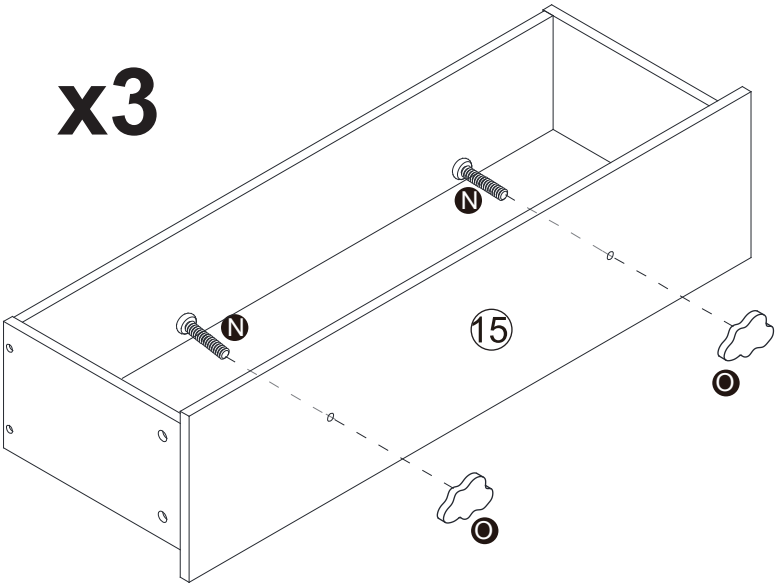

19

D **x4**
DL **x1**
DR **x1**

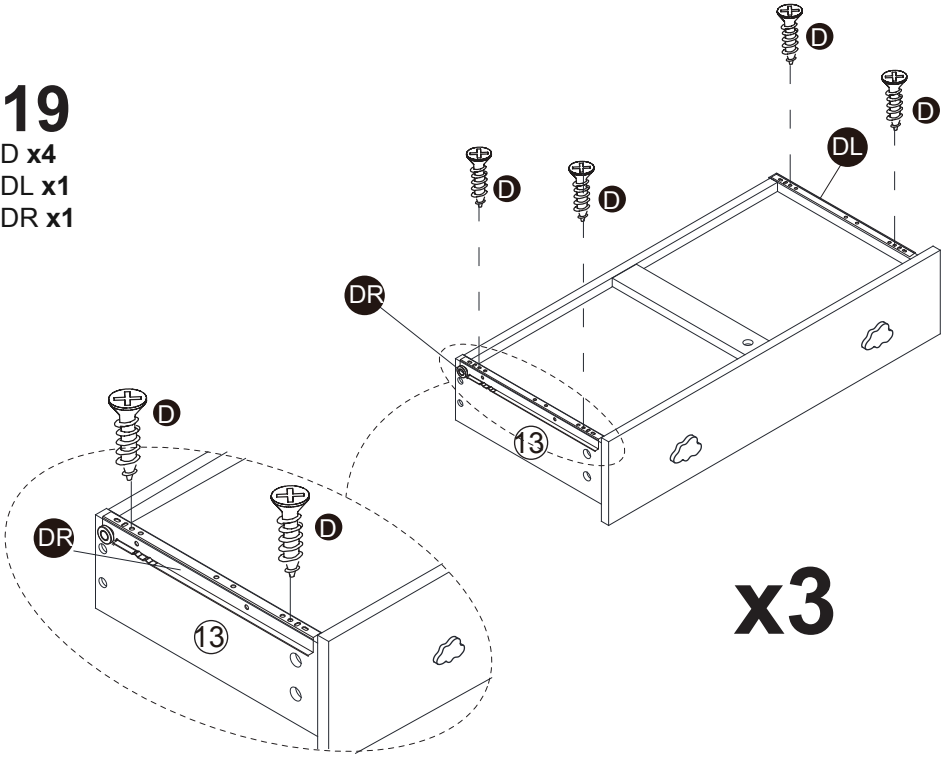

x3

20

J **x1**
M **x1**

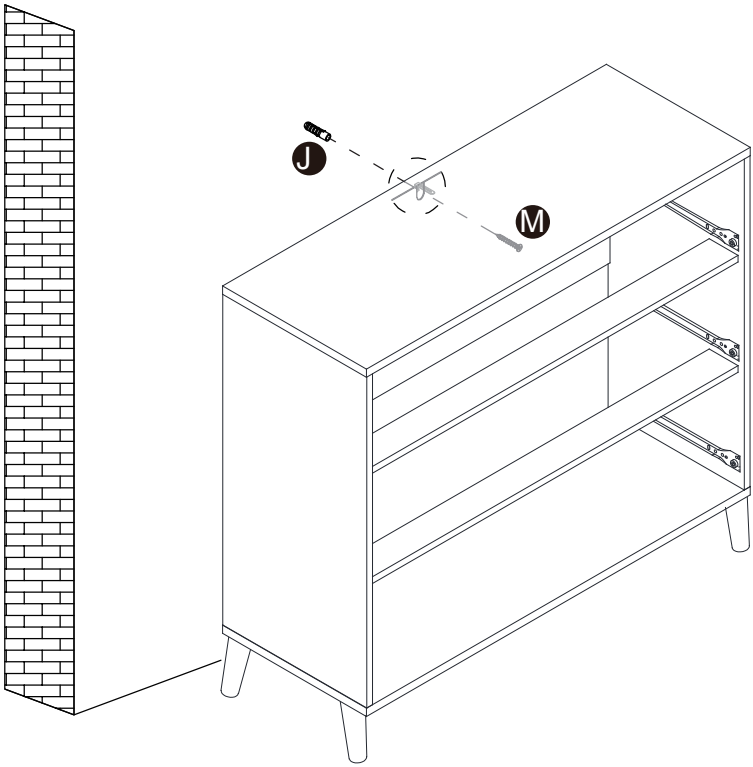

21

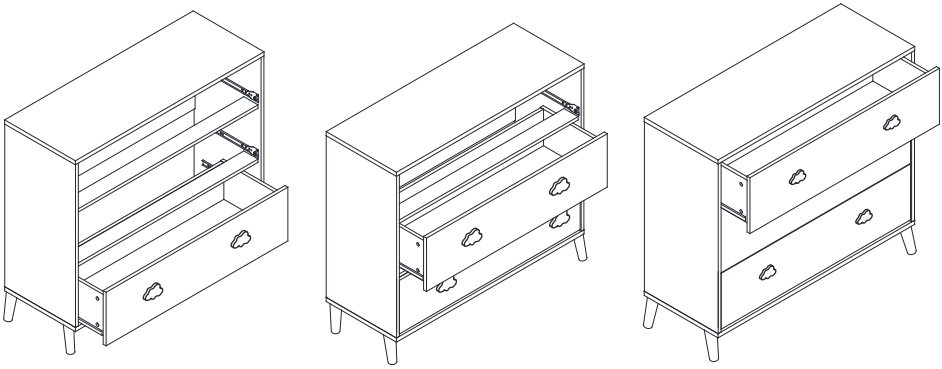

22



IMPORTÉ PAR WALIBUY SAS
270 avenue de l'Espace, 59118 WAMBRECHIES - FRANCE

IMPORTADO POR WALIBUY SPAIN SL
Calle Mallorca 289, Entresuelo 2, 08037 BARCELONA - ESPAÑA

IMPORTED BY ALICE'S GARDEN UK LTD
23 Copenhagen Street, LONDON N10JB - UNITED KINGDOM

INGEVOERD DOOR WALIBUY SAS
270 avenue de l'Espace, 59118 WAMBRECHIES - FRANKRIJK

IMPORTADO POR WALIBUY SPAIN SL
Calle Mallorca 289, Entresuelo 2, 08037 BARCELONA - ESPANHA

IMPORTATO DA WALIBUY ITALIA S.R.L
Via Torino 60, 20123 MILANO - ITALIA

IMPORTED BY ALICE'S GARDEN OUTDOOR PTY LTD
Level 22,101 Grafton Street, Bondi Junction NSW, 2022 - AUSTRALIA

IMPORTIERT VON WALIBUY SAS
270 avenue de l'Espace, 59118 WAMBRECHIES - FRANKREICH

SWEEEK ME

SERVICE APRÈS VENTE :
SERVICIO POSTVENTA :
AFTER SALES SERVICE :
AFTER-SALES :
SERVIÇO PÓS-VENDA :
CONTATTO :
CONTACT :
KUNDENDIENST :

www.sweeek.help

FR

Donnez ou recyclez vos meubles.

Association ou Magasin ou Déchèterie

https://quefairedemesdechets.fr