

mod.

## Porta Laterale

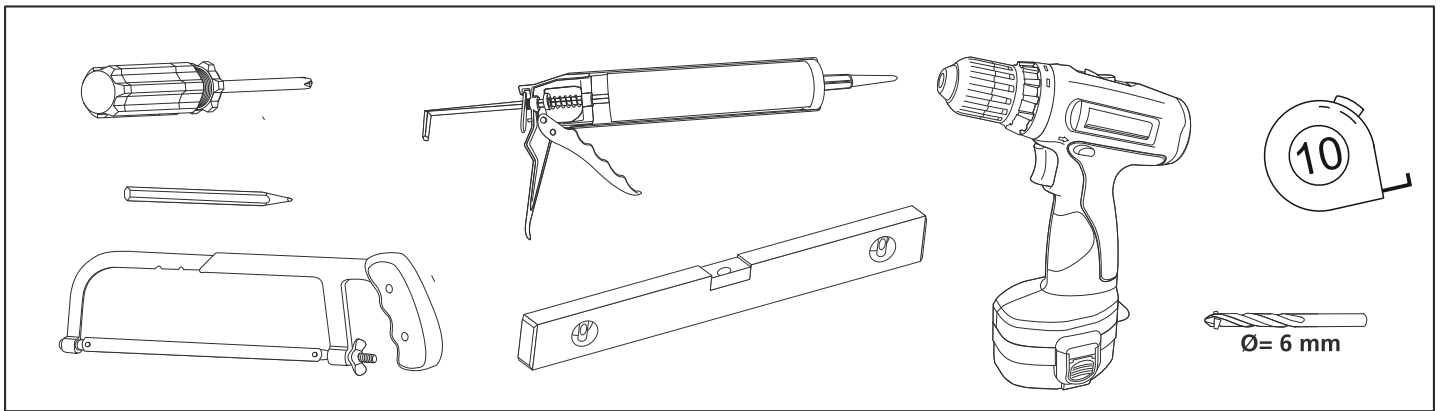
Manuale di installazione,  
uso e manutenzione.


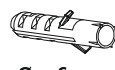

Instructions for installation,  
use and maintenance.

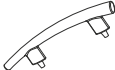


**I** Per una corretta installazione del prodotto e validità della garanzia, seguire accuratamente le istruzioni di montaggio riportate nel presente manuale.




**GB** For a correct installation of the product and for the validity of the guarantee, follow carefully assembly instruction reported in the present manual.

# UTENSILI NECESSARI + ACCESSORI



<b>A</b>	<b>XLK178001</b>	<b>1x</b>
Kit Fissaggio Montanti	VT1102390380 <b>8x</b>	BA126000 <b>8x</b>
Wall Mounting Kit	 3,9 x 38 mm	 Ø = 6 mm
		 <b>2x</b>

<b>D</b>	<b>XLK193001</b>	<b>1x</b>
Kit Accessori Maniglia Plus	BA193000 <b>1x</b>	VT1204350300 <b>2x</b>
Complete Plus Handle KIT	 + 	 3,5 x 30 mm Autofilettante

<b>B</b>	<b>XLK144001</b>	<b>1x</b>
Kit Accessori squadretta	BA144000 <b>2x</b>	VT1202290095 <b>4x</b>
Fixing Bracket Kit	 + 	 2,9 x 9,5 mm

# ISTRUZIONI DI MONTAGGIO

