

CRYSTAL LED CEILING LIGHT

SAFETY & WARNINGS

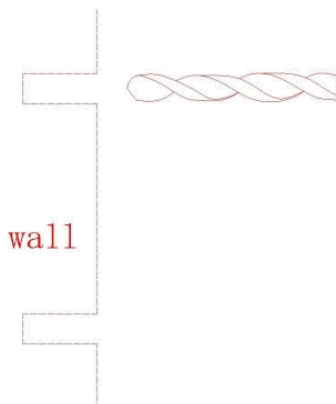
- Suggest to ask professional electrician to install.
- Please tear the protective film before installing the lamp.
- After turning on the light, do not touch the light source to avoid injury. Do not use this luminaire in the bathroom or in a humid environment.

INSTALLATION

Step 1

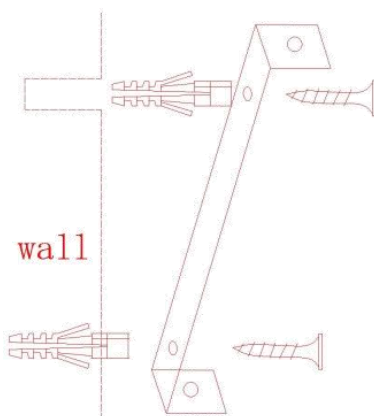
Drilling.

Note: Wiring does not divide zero line and fire line. Please tear off the film before installation.



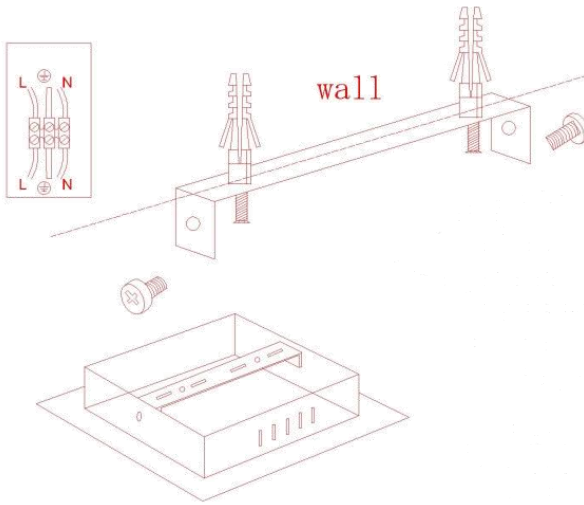
Step 2

Fix bracket.



Step 3

Fix chassis.



CLEANING & CARE

- To clean the outside of the fixture, use a dry or slightly dampened clean cloth (use clean water, never a solvent) to wipe the surface of the fixture.
- To clean the inside of the fixture, first disconnect power to the fixture by turning off the circuit breaker or by removing the fuse at the fuse box.
- Use a dry or slightly dampened clean cloth (use clean water, never a solvent) to wipe the interior surface of the fixture.
- Do not use any cleaners with chemical, solvents or harsh abrasives. Use only a dry soft cloth to dust or wipe carefully.

Living and Home

A Home is for Living in

For comfort and style update your living space.

Browse contemporary and classic designs and find the perfect home to your look and the perfect spot to lounge.

Put your feet up and sink into our stylish home decor.

We are mainly engaged in home, outdoor, home appliances, office, bathroom, provided high quality and affordable products for you. We value every one of our customers and our professional service team is always available to help you.

livingandhome.co.uk