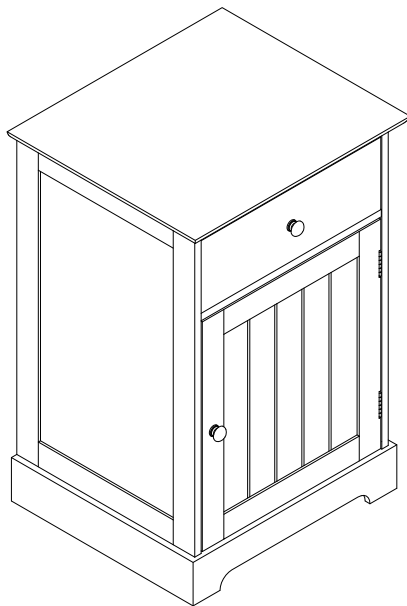


# 592067

---



- EN** - Please read this instruction manual carefully before attempting to install.  
**DE** - Bitte lesen Sie diese Bedienungsanleitung vor der Montage gründlich durch.  
**ES** - Por favor lea con atención el manual de instrucciones antes de llevar a cabo el ensamble.  
**FR** - Lisez attentivement cette notice avant de commencer le montage.  
**IT** - Si prega di consultare il libretto delle istruzioni prima del montaggio.

# IMPORTANT/WICHTIG/ATENCIÓN

## IMPORTANT/IMPORTANTE



EN - We recommend **1** or more people to install.  
DE - Wir empfehlen, dass die Montage von **1** oder mehreren Personen durchgeführt werden sollte.  
ES - Recomendamos realizar el ensamble con **1** o más personas.  
FR - Il est recommandé d'effectuer le montage à **1** personne(s) ou plus.  
IT - È necessaria la presenza di **1** o più persone per il montaggio di questo prodotto.



EN - The expected assembly time is **1 h**.  
DE - Die Montagezeit beträgt durchschnittlich **1 h**.  
ES - El tiempo aproximado de ensamble es de **1 h**.  
FR - Le temps nécessaire est estimé à **1 h**.  
IT - Il tempo previsto per il corretto assemblaggio è di **1 h**.



EN - Not intended for use by children.  
DE - Nicht geeignet für Kinder.  
ES - Producto no apto para niños.  
FR - Produit non destiné à être utilisé par des enfants.  
IT - Questo prodotto non è destinato all'uso da parte dei bambini.



EN - Keep away from fire or other heat sources.  
DE - Bitte von Feuer und Hitzequellen fernhalten.  
ES - Manténgase alejado de las llamas y otras fuentes de calor.  
FR - Tenir à distance des flammes et autres sources de chaleur.  
IT - Tenere lontano dal fuoco o da altre fonti di calore.



EN - We recommend wearing protective gloves.  
DE - Wir empfehlen das Tragen von Schutzhandschuhen.  
ES - Recomendamos el uso de guantes de seguridad.  
FR - Il est recommandé de porter des gants de protection.  
IT - Per il processo di assemblaggio, consigliamo fortemente l'utilizzo di guanti protettivi.



EN - Please contact us via **go2helpu@hotmail.com** if you need assistance.  
DE - Bitte kontaktieren Sie unseren Kundenservice per E-Mail: **go2helpu@hotmail.com** für weitere Hilfe.  
ES - Si necesita ayuda, por favor póngase en contacto con nosotros a través de **go2helpu@hotmail.com**.  
FR - Besoin d'aide? Contactez-nous via **go2helpu@hotmail.com**.  
IT - Per assistenza o maggiori informazioni, puoi contattarci all'indirizzo mail **go2helpu@hotmail.com**.

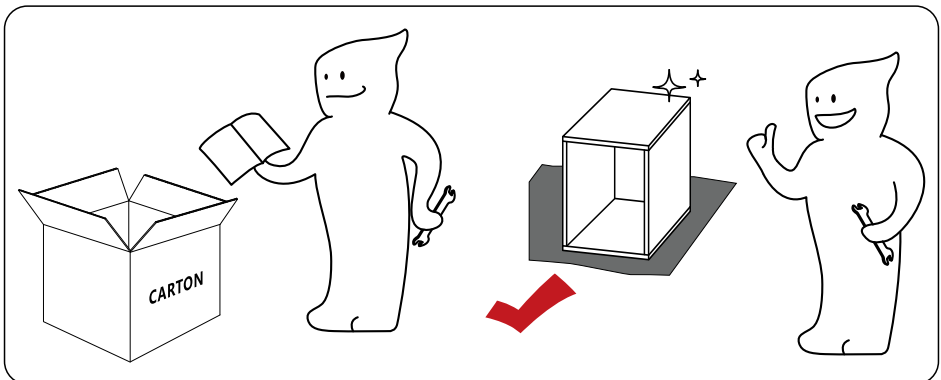

**EN** - Please follow the instruction manuals and use a pad to avoid damage during assembly.

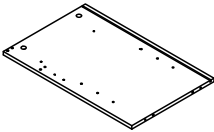
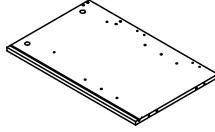

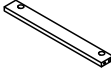
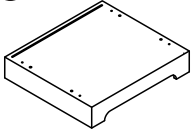
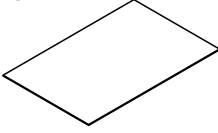
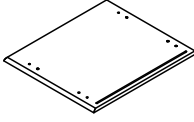
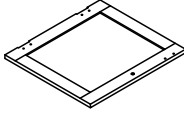
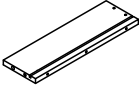
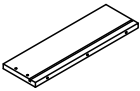
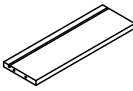
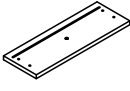
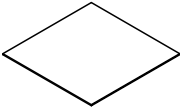
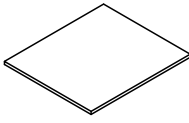











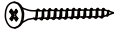


**DE** - Bitte folgen Sie der Anleitung und verwenden Sie eine Unterlage, um Beschädigungen bei der Montage zu vermeiden.

**ES** - Por favor siga las instrucciones del manual y utilice una cubierta o lona para proteger el producto y los suelos durante la instalación.

**FR** - Suivez les instructions de la notice et utilisez une couverture ou une bâche pour protéger le produit et les sols pendant le montage.

**IT** - Si prega di consultare il manuale illustrativo durante il montaggio e di utilizzare un cuscinetto per evitare possibili danni.



① × 1 L 	② × 1 R 	③ × 1 	④ × 1 
⑤ × 1 	⑥ × 1 	⑦ × 1 	⑧ × 1 
⑨ × 1 L 	⑩ × 1 R 	⑪ × 1 	⑫ × 1 
⑬ × 1 	⑭ × 1 	Ⓐ × 10 	Ⓑ × 10 
Ⓒ × 14 	Ⓓ × 4 	Ⓔ × 20 	Ⓕ × 2 
Ⓖ × 1 	Ⓗ × 2 	Ⓘ × 1 	Ⓙ × 2 
Ⓚ × 2 	Ⓛ × 4 	Ⓜ × 4 	Ⓝ × 1 

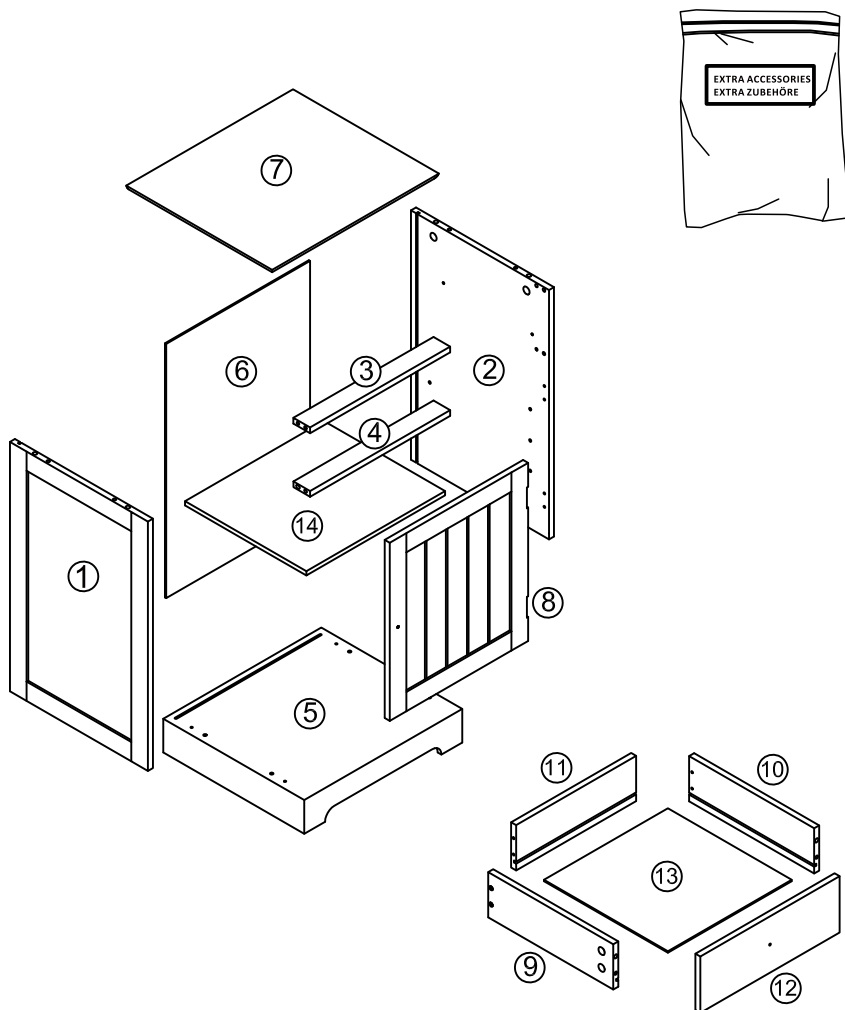
**EN** - Extra accessories are included. Please use the extra accessories if the original accessories are missing or damaged.

**DE** - Zusätzliches Zubehör ist im Lieferumfang enthalten. Bitte verwenden Sie das zusätzliche Zubehör, wenn das Originalzubehör fehlt oder beschädigt ist.

**ES** - Se incluyen accesorios adicionales. Utilice los accesorios adicionales si los accesorios originales faltan o están dañados .

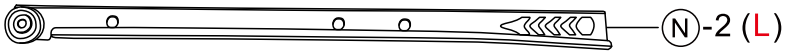
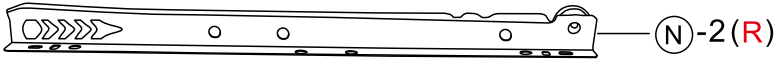
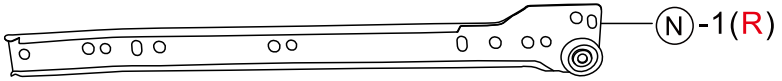
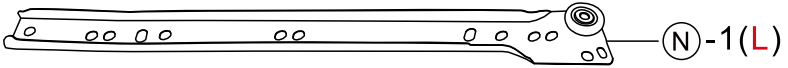
**FR** - Des éléments supplémentaires sont inclus. Veuillez les utiliser si les éléments d'origine sont manquants ou défectueux.

**IT** - Gli accessori extra sono inclusi. Si prega di utilizzare gli accessori extra se gli accessori originali risultano mancanti o danneggiati.







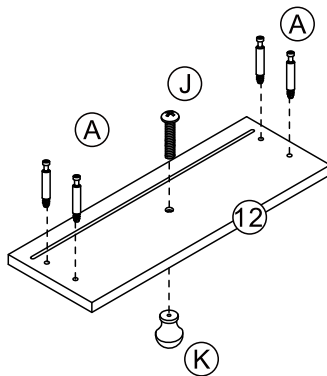
1

(N)		x1
-----	---	----







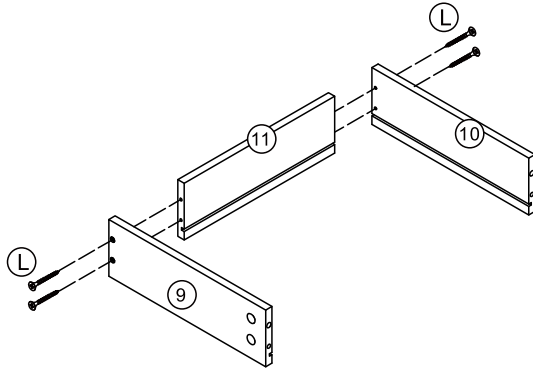
2

(12)		x1
(A)		x4
(J)		x1
(K)		x1




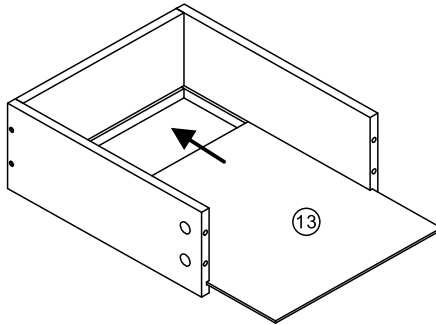
3

⑨		x1
⑩		x1
⑪		x1
Ⓛ		x4



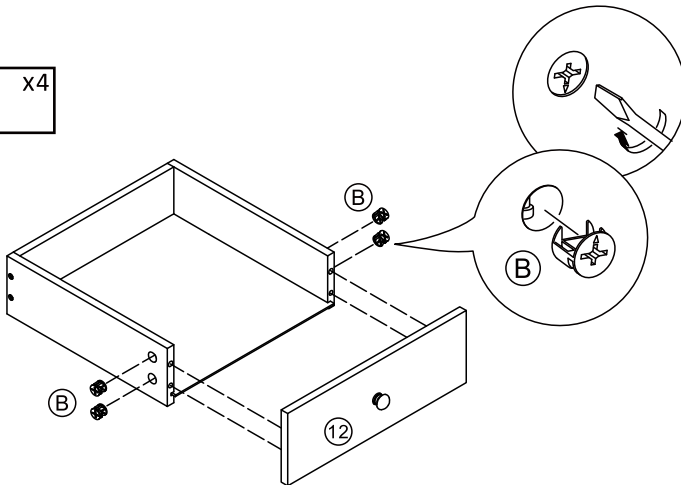
4

⑬		x1
---	---	----


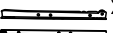



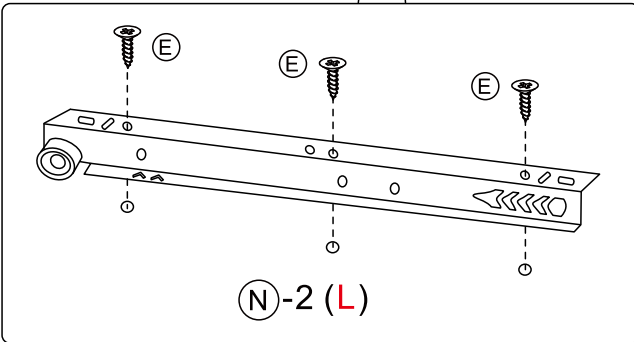
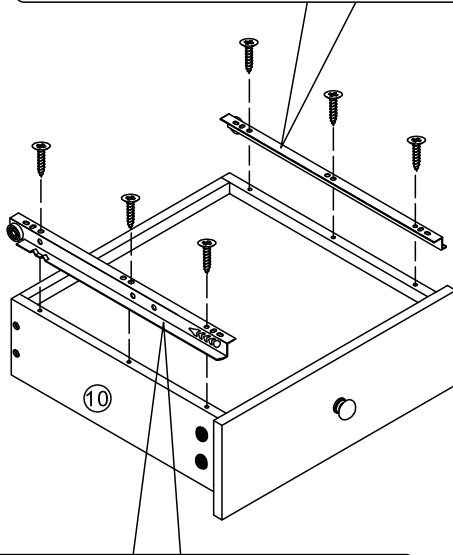
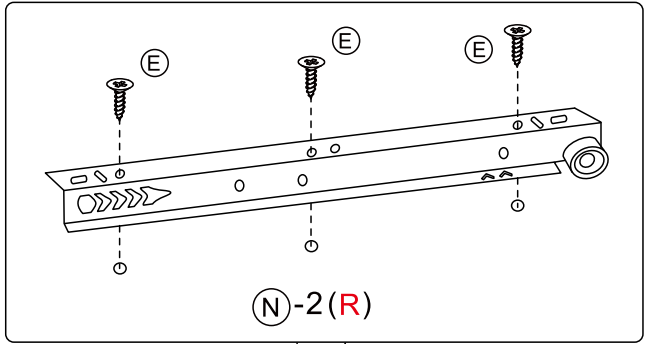
5

Ⓑ		x4
---	---	----










6

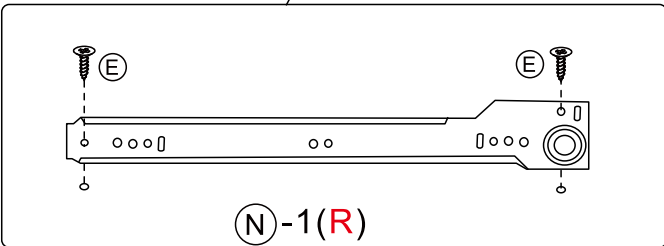
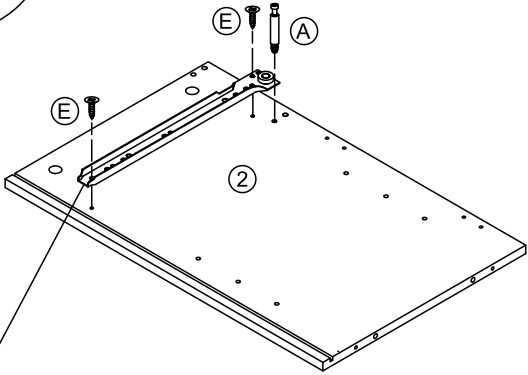
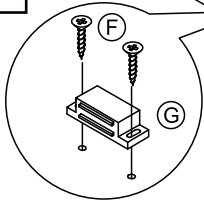
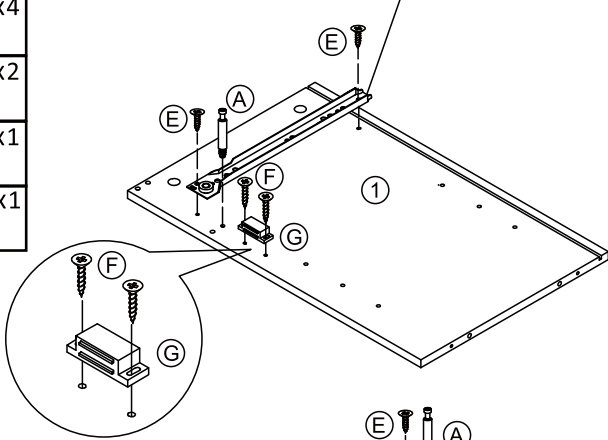
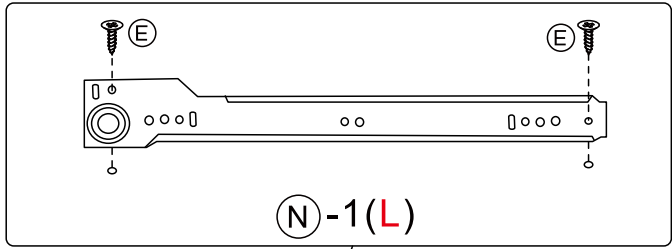
(E)		x6
(N-2)		x1
		









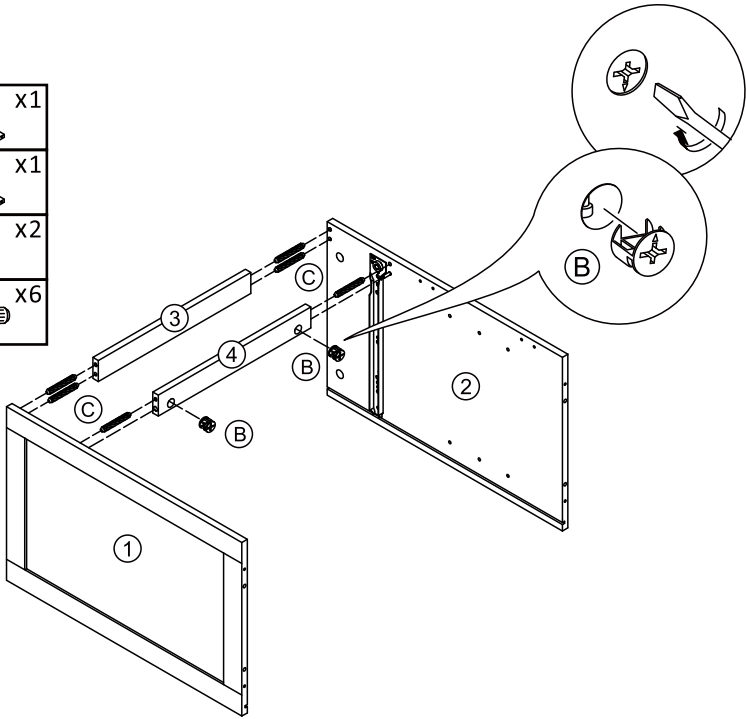
7

①		x1
②		x1
(A)		x2
(E)		x4
(F)		x2
(G)		x1
(N-1)		x1






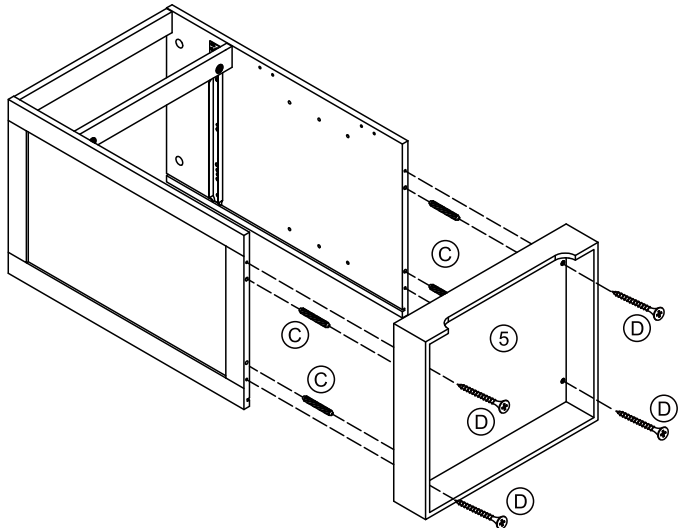
8

③		x1
④		x1
Ⓑ		x2
Ⓒ		x6

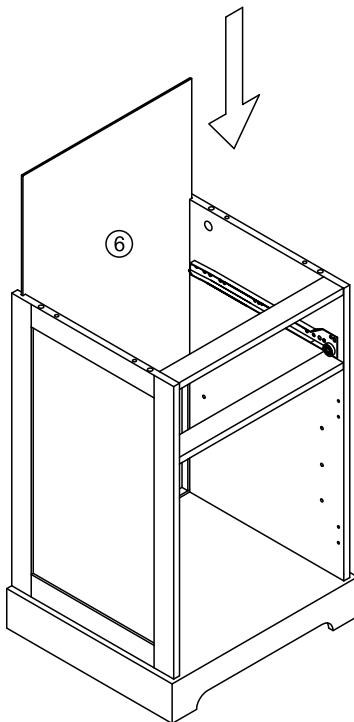
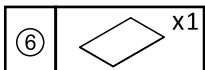


9

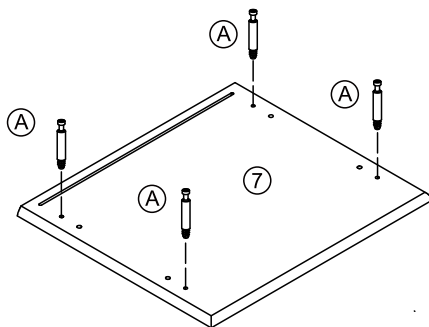
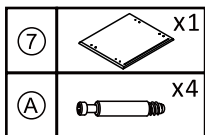
⑤		x1
Ⓒ		x4
Ⓓ		x4





10

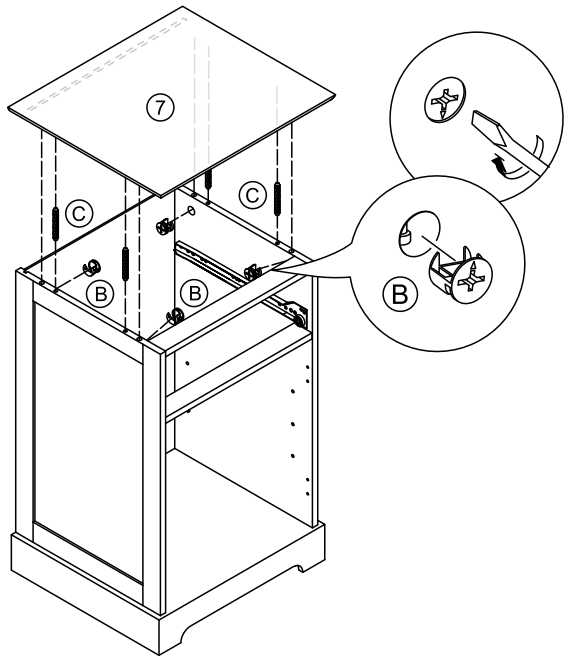


11









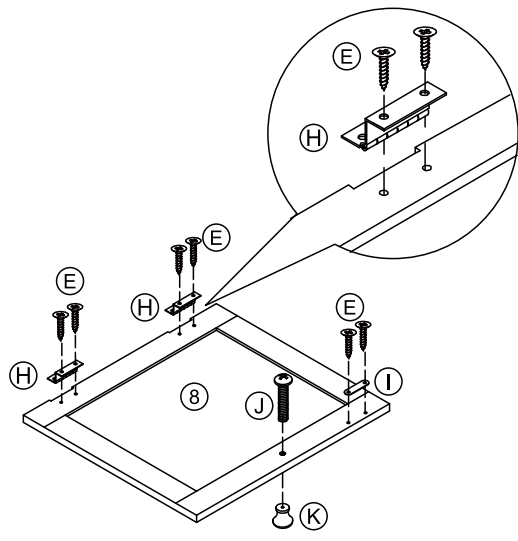
12

(B)		x4
(C)		x4

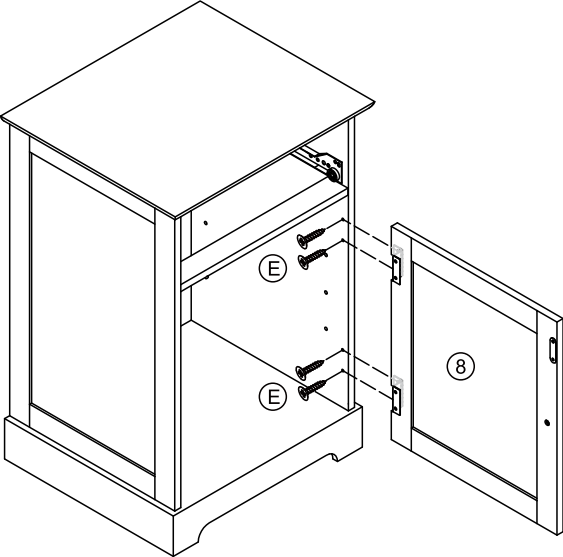


13

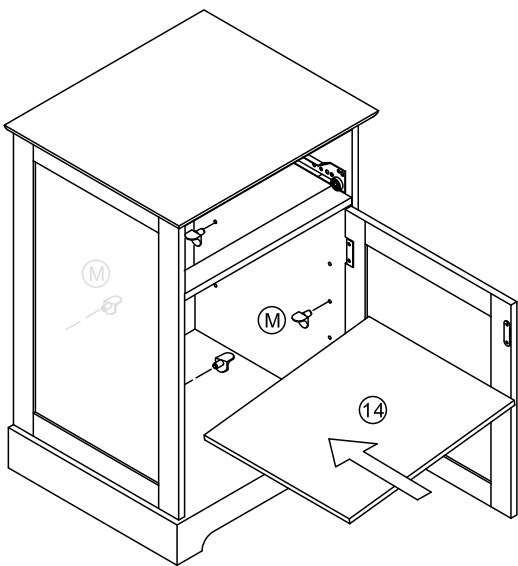
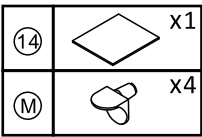
(8)		x1
(E)		x6
(H)		x2
(I)		x1
(J)		x1
(K)		x1

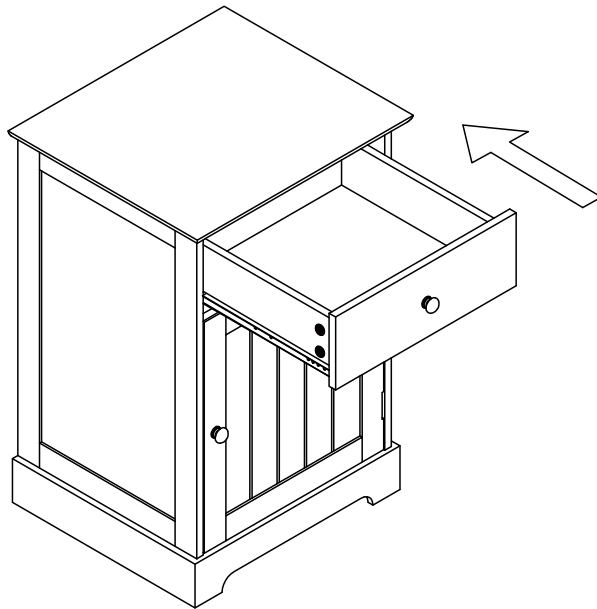


14



15





EN



**Good job.** Would you like to share your experience to assist others with their shopping decisions?



**Not good.** If you are not satisfied with this shopping experience, please contact us via [go2helpu@hotmail.com](mailto:go2helpu@hotmail.com).

DE



**Gut.** Wollen Sie Ihre Erfahrungen teilen, um anderen Kunden bei ihrer Kaufentscheidung zu helfen?



**Nicht gut.** Wenn Sie mit diesem Einkaufserlebnis nicht zufrieden sind, kontaktieren Sie unseren Kundenservice per E-Mail: [go2helpu@hotmail.com](mailto:go2helpu@hotmail.com) für weitere Hilfe.

Hergestellt in PRC für Yahee GmbH

Importeur: Yahee GmbH

Hans-Grüninger-Weg 11, 71706, Markgröningen

ES



**Satisfecho.** ¿Le gustaría compartir su experiencia para ayudar a otros clientes en su compra?



**Insatisfecho.** Si no está satisfecho con su compra, póngase en contacto con nosotros a través de [go2helpu@hotmail.com](mailto:go2helpu@hotmail.com).

FR



**Satisfait.** Souhaitez-vous partager votre expérience pour aider d'autres potentiels clients dans leur choix ?



**Mécontent.** Si vous n'êtes pas satisfait de votre achat, contactez-nous via [go2helpu@hotmail.com](mailto:go2helpu@hotmail.com).

IT



**Soddisfatto.** Ti piacerebbe condividere la tua esperienza con gli altri utenti?



**Insoddisfatto.** Se non sei soddisfatto della tua esperienza, si prega di contattarci all'indirizzo mail: [go2helpu@hotmail.com](mailto:go2helpu@hotmail.com).

EN - You can also get a downloadable user manual by scanning the QR code below.

DE - Sie können auch ein herunterladbares Benutzerhandbuch erhalten, indem Sie den QR-Code unten scannen.

ES - Puede descargar una versión digital escaneando el siguiente código QR.

FR - Vous pouvez télécharger une version digitale en scannant le code QR ci-dessous.

IT - Puoi scaricare il libretto delle istruzioni scannerizzando il codice QR in fondo alla pagina.



592067



[go2helpu@hotmail.com](mailto:go2helpu@hotmail.com)

15/15